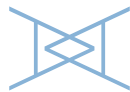




PACKING LIST

	PIECES/BOX PIEZAS/CAJA	KGS/BOX KGS/CAJA	SQM/BOX M ² /CAJA	BOXES/PALLET CAJAS/PALET	KGS/PALLET KGS/PALET	SQM/PALLET M ² /PALET
7,9 # 9,1	30	7	0,5	35	720	50



A M A D I S

F I N E T I L E S

t. +34 96 110 51 51 f. +34 91 101 59 75

www.amadistiles.com amadis@amadistiles.com

HANDMADE LOOK
ACABADO RÚSTICO

SHADE VARIATION
VARIACIÓN DE TONO

ART DECÓ COLLECTION COLECCIÓN ART DECÓ

3,11 # 3.58 in.
7,9#9,1 cm


MATT FINISHING
SUITABLE FOR INDOOR FLOORING
AND INDOOR COVERING

MATT WHITE



no shade variation

MATT BLACK



no shade variation


CEMENT GREY



shade variation


GLOSSY FINISHING
SUITABLE ONLY FOR INDOOR COVERING

AQUA MARINE




shade variation

ATLANTIC




shade variation

ARCTIC




no shade variation

CHAMELEON



shade variation

HIBISCUS



shade variation

VANILLA



light shade variation



*Small hexagons,
handmade look with
shade variation*

INSTALLATION HINTS / CONSEJOS DE INSTALACIÓN

Notice that pieces are a little bit wider on the base than on the top. Tiles should be installed with a minimum gap of 1 mm between the bases of the tiles.

Matt black tiles should be placed in low traffic areas, while matt white and grey can be placed in medium traffic areas.

Observe que las piezas son un poco más anchas en la base que en la parte superior.

Las piezas deben instalarse respetando una separación mínima de 1 mm entre las bases de las diferentes piezas.

Las piezas negras deben colocarse en zonas de bajo tránsito, mientras que las blancas y grises mate pueden colocarse en zonas de tránsito medio.